

Text Structure Newsletter

September 2023

“Let us remember: One book, one pen, one child, and one teacher can change the world.” – Malala Yousafzai

KAT+ Elevate & Empower

You *asked*, we continue to *answer*!

The number of lesson guides continues to grow. Hundreds of lesson guides were created & uploaded to the teacher resource library this summer, including many KAT+ lesson guides!



The KAT+ lesson guides contain the regular KAT checkpoints **PLUS** additional checkpoints with information on how the main idea & summary can be leveraged to cover additional standards, such as character traits, plot, and author’s purpose.

KAT+ lesson guides contain questions covering *all* of the comprehension standards AND exposing students to **new standardized question types**.

Check this new one out!

- [The Greatest Homework Excuse Book Ever](#)
- **And many more!**

KAT Classrooms



September First Thursday

Our First Thursday KAT Chat for September was held on September 7th. It was so wonderful to see you back for another school year!

This month, Ms. Stack shared a **September KAT Calendar** packed full of beginning of the year KAT lessons and discussed using [KAT with longer texts](#), Mrs. Pilar Sierra modeled an **Elevate & Empower** lesson using [The Greatest Homework Excuse Book Ever](#), and we heard from several educators explaining how they **implement and sustain** the KAT Framework in their schools.

We encourage you to implement the **KAT Framework** in your classrooms to deliver high-quality, evidence-based instruction to ALL of your students.

Check out some of our KAT Chat highlights on the right!

Shoutouts & Celebrations

A special thanks to Ms. Jennifer Brewer, Ms. Saleena Butler, Ms. Geneva Paul, & Ms. Kimberly Wilson-Suggs for sharing how they implement and sustain the KAT Framework in their schools and districts. We love hearing from our KAT Champions!

Check out the pictures of students & teachers engaging in the KAT Framework.

First Thursday Resources

- [Full video](#)
- [September KAT Calendar](#)
- [File Library Index](#)
- [Elevate & Empower Model Lesson](#)
- [First Thursday slides](#)

CONTACT INFORMATION

Dr. Kay Wijekumar
Houston Endowment
Chair & Director of
CUSP

Texas A&M University
K_Wijekumar@tamu.edu
(724) 422-3183

Materials developed and presented for the ITSS, SWELL, FASCT, SEED-MOOV, KATE, and PRISM projects are copyright protected and may not be shared or combined with other instructional approaches without consulting the research team. The research reported here was supported by the Institute of Education Sciences, U.S. Department of Education, through Grants R305A180060, R305A150057, U423A180074, S411A210002, and R305A220015 to Texas A&M University. Please address all communications regarding these lessons to Dr. Kay Wijekumar at k_wijekumar@tamu.edu

Next FIRST THURSDAY:

OCT 5, 2023

Mark your calendar—we'll see you there!

Follow us on social media:



 Literacy IO

 @literacy_IO

 @literacy_IO

CONTACT INFORMATION

Dr. Kay Wijekumar
Houston Endowment Chair &
Director of CUSP
Texas A&M University
K_Wijekumar@tamu.edu
(724) 422-3183

KAT Questions & Answers

We've received several questions that we thought may help you as you implement text structures & elevate your KAT lessons with your students.

Q1: What's the best way to fit the entire KAT Framework into a 15-minute mini-lesson?

Make sure your passage is not too long. If it is a longer passage, take one well-organized segment that can still **convey the learning message** you want to extend to the child, so that there's a comparison or a cause and a problem in there, or something that actually really resonates with bringing the **main idea and the summary** to the child. Or you could do a segment of the **Elevate & Empower** or a writing activity during that time.

Q2: Do you recommend introducing all of the structures at once or focusing on one at a time?

The **Introduction to Text Structures** lessons on the Resource Library are great ways to introduce all of the structures early before you dive deeply into one or two of the structures. The introductory lessons help you set the routine for the year and equip your students with the knowledge needed to successfully implement KAT.

Q3: What is normal this time of year? Should I still be spending a lot of time modeling?

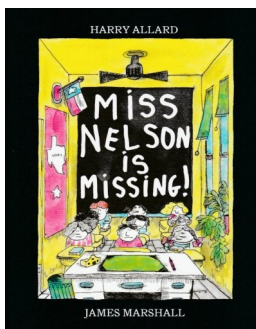
This depends! Some of your students have been doing the KAT Framework for multiple years. They will not need a lot of modeling to re-engage this year. If your students are newer to KAT, they may require more modeling to build towards their independence.

ACE Literacy Project

Our latest podcast, [Miss Nelson Is Missing](#), was released on September 5. This beginning of the year favorite will remind your students why they should make good choices—you never know when Miss Viola Swamp will appear!

To share the ACE flyers with your families, click on the links to below.

- [English](#)
- [Spanish](#)



Available on YouTube, iTunes, Spotify, or wherever you get your podcasts!

Spread the Word!

Want to share the KAT Framework with your colleagues?

Our online asynchronous MOOV is ready for users! Please share the registration link. Asynchronous participants will engage in approximately 8 hours of learning for the KAT Framework, which introduces them to the strategy, engages them in activities to support their learning, and helps them create lesson guides.

This is also a great way to refresh your own KAT learning!

<https://it.literacy.io/Register/MOOV>



